

A Message from the Regional Director

It's been a busy time since the July issue of *ABSTRACT*. . .

The 2006 Census collection phase is over. . . What's next?

Our two flagship publications, *ACT and Region*. . . *A Statistical Atlas* and *ACT in Focus* have been released.

My colleagues and I have visited all ACT Government departments to talk about their statistical needs for input to the State Statistical Forum hosted by the ABS in February 2007.

On 30 October I attended the Population Technical Estimates Workshop for State and Territory governments, with representatives from the Chief Minister's Department and ACT Treasury. This workshop discussed the Census Post Enumeration Survey and Estimated Resident Population.

Thank you Australia

The collection phase of the 2006 Census of Population and Housing is over, and thank you to more than 20 million Australians who played their role

in helping the ABS develop a statistical snapshot of Australia's population by participating.

Thank you also to our colleagues




Karen Vitullo

in government, business and the community, who assisted the ACT Regional office to recruit over 500 collectors in the ACT and the surrounding region, and helped us to work on counting everyone in our community. Of particular note was their role in helping us to work with the Indigenous, homeless and multicultural communities (including new refugees) to ensure that they understood the importance of the Census.

Census data processing

2006 Census data collection is now moving into the next phase, with tonnes of Census forms currently being processed at the Data Processing Centre in Melbourne. Approximately 60 million sheets will be scanned as part of the data capture process, which is due to be completed by 22 December, 2006. Information submitted online is loaded onto a database and processed in the same way as all other Census data.



**Issue 41
November 2006**

In this Issue

National Regional Profile – new release, new features **2**

Discover the *Aspects of Social Capital, Australia 2006* **3**

Australian Capital Territory in Focus **4**

ACT and Region. . . A Statistical Atlas 2006 **5**

Launch of *Australian Capital Territory in Focus* **6-7**

Census Data on the Internet: Quick Reference Guide **8**

Expected Major Annual & Irregular Releases **10**

ACT had the highest take-up rate for eCensus

Media coverage and feedback from collectors indicated unprecedented public interest in the Census. While most Australians completed the traditional paper copy of the Census form, for the first time, 775,856 households completed their Census form online (an estimated 2 million people were counted on these forms). There was an eCensus take-up rate nationally of nine per cent of households. Of the States and Territories, the ACT had the highest take-up rate with 16 per cent of households completing their forms online. The next highest take-up was in WA (9.7%), followed by New South Wales and Queensland (9.1%). Despite as many as

55,000 households logging in simultaneously (at 8.47pm on August 8), the eCensus application delivered 100% availability during our busiest period. It is hoped in the 2011 Census that up to 50% of Census forms may be completed online.

When will 2006 Census data be released?

The release of 2006 Census data will occur in two stages. First release processing, due for completion by June 2007, covers basic demographic data such as usual address, sex, age, marital status, relationship, birthplace, religion, ancestry and language. Second release processing covering "complex" topics like occupation, qualifications and industry will be completed by October 2007. Once released,

many Census data products will be available **free** on the ABS website at <www.abs.gov.au>.

Keep up to date with the latest Census news and information by emailing <census.users@abs.gov.au> and typing "add to census email" in the subject field.

Towards 2011, the next Census

Planning is starting for the 2011 Census. The Australian Statistician will be calling for submissions in relation to the 2011 Census in early 2008. If you would like to be notified of the commencement of the consultation period please send your contact details to <darran.holder@abs.gov.au>.

Karen

<karen.vitullo@abs.gov.au>.

National Regional Profile – new release, new features

The latest version of the National Regional Profile (NRP) was released to the ABS website on 21 September 2006.

People and organisations who need a snapshot of their local region now have access to more information at the click of a button. Information is available for Local Government Areas, Statistical Local Areas, Statistical Subdivisions, Statistical Divisions, States/Territories and Australia.

The NRP is an easy to use

self-help facility that allows users to find their desired region from a map or pick-list and then view or download information for that region. The NRP was developed in response to requests for more accessible information about regions and was first released in 2004.

There are a number of changes in the new NRP release that significantly enhance content and functionality for users, including choices of summary or more detailed data, and the expansion

of the data being made available.

New features: The NRP now caters for users who want a brief snapshot of their region, those who want more detailed regional data, and those who want to compare regions. There are now:

1. Summary web pages for regions - four web pages of data available under the topic headings of Economy, Population/People, Industry and Environment/Energy. (This is a new feature). Users will be able to view one region at a

time with this feature.

2. Excel spreadsheets for regions under the Detail tab

- more detailed data, including all the data in the Summary pages plus other state/territory data where it is available. Users will be able to view or download one region at a time with this feature.

3. SuperTABLE datacubes

- these contain the same information as in the Excel spreadsheets, but for many regions. These datacubes will be in a separate set of pages linked to the Summary page of all regions. (This is a new feature). Datacubes will

allow users to view/download data for many regions.

For example, there will be a SuperTABLE datacube containing Local Government Areas in Australia with all the data items that can be compared across all regions. Users will be able to view or extract data for any number of regions for analysis.

New content: The NRP now includes:

- Local Government Finance
- Indigenous population estimates
- Some 2001 Census data
 - persons born overseas

- persons speaking a language other than English
- qualifications
- occupation
- families
- households

The National Regional Profile can be accessed from the 'Regional Statistics' links on the ABS home page. Users can select a region by name or drill-down to the area they want using maps. For further information please contact Andrea Woods by phone on (08) 8237 7350 or by email <andrea.woods@abs.gov.au>.

Discover the 'Aspects of Social Capital, Australia, 2006'

Aspects of Social Capital, Australia 2006 (ABS cat. no. 4911.0) was released in July as a PDF file on the ABS web site. This is the first time the ABS has brought together data and analysis relating to social capital in a consolidated way.

What does this issue offer?

This publication brings together information from the 2006 General Social Survey and many other surveys, presented in the one place, information the ABS has about the way people in Australia relate to family, friends, safety and the wider community. It provides a background to the

new information on people's networks and community participation collected in the General Social Survey.

A very useful publication for general interest and a good reference guide to:

- Geographic and structural features of the Australian population
- Topics on feelings of safety, and aspects of community support and social participation, such as recent contact and time spent with family and friends, help given to others and expectations about support from others, voluntary work and giving, caring, social

activities including attendance at cultural venues and events, participation in sport, attendance at sports events and religious involvement.

- The short articles presented for each topic area include graphics and summary information which highlight differences for population sub-groups of concern. Information is also presented at state/territory and Remoteness Area levels.

Want to know more? Check out the electronic version of the publication, <www.abs.gov.au>Statistics>Cat. no>4911.0 or email <library@abs.gov.au>



The annual ABS publication *Australian Capital Territory in Focus* (cat. no. 1307.8), released on 12 September, is a valuable reference tool for people who want facts about the ACT at their fingertips.

The publication provides a detailed statistical review of the social, demographic, environmental and economic characteristics of the ACT by drawing on a wide range of statistics compiled by the ABS and other organisations.

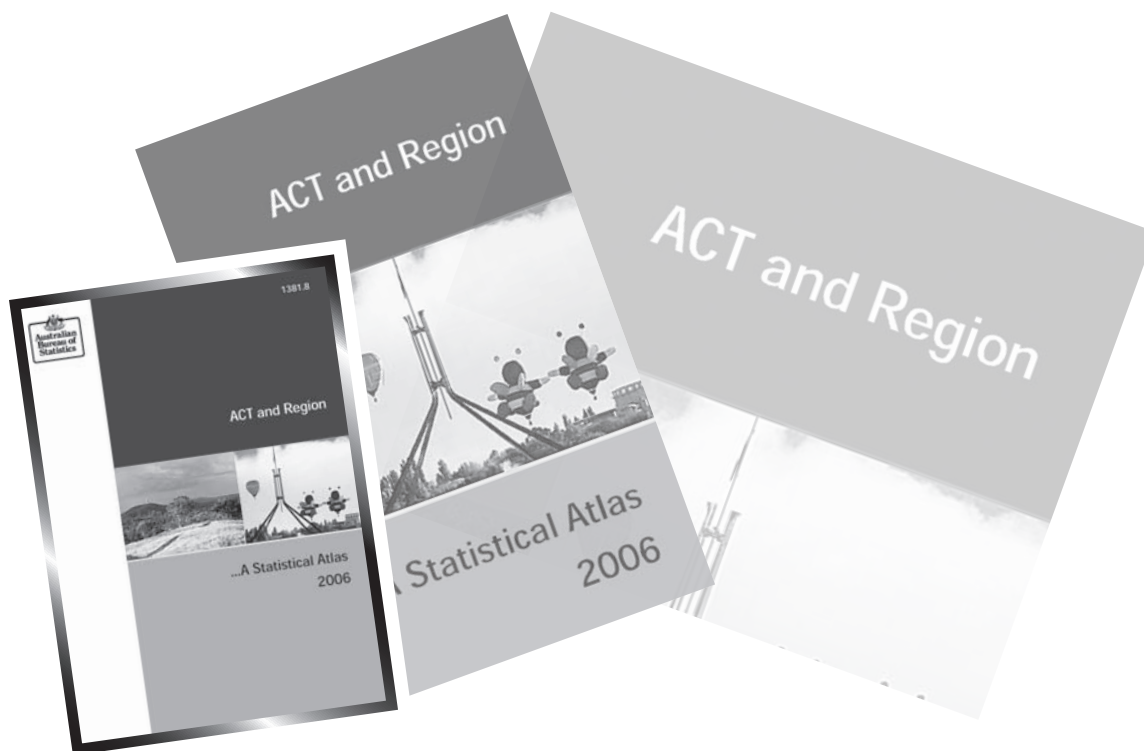
ACT in Focus provides an analysis of important and interesting aspects of life in the ACT. It includes information on the environment, government, economy, people, education, labour market, business, housing, tourism, the Australian Capital Region and more.

Some of the highlights include:

- As at June 2005, the median age of the ACT population was 34.5 years, the second youngest population of all states and territories, behind the Northern Territory (30.9 years).
- In 2004, the total fertility rate for the Australian Capital Region was 1.70 births per woman, just under the national rate of 1.77 births per woman.
- Total attendance for Floriade last year was over 356,000 people, an increase of 5% on Floriade 2004.
- Total water consumption decreased from 52,262 ML in 2003-04 to 51,719ML in 2004-05, while the number of water users increased by 2,127 to 134,020 over the same period.
- In the year to March 2006, the total number of clients receiving Home and Community Care services increased by 1,079 in 2004-05.
- In 2005, the retention rate of full-time ACT students from Year 7 to Year 12 was 88%, compared with 75% nationally.
- In 2004-05, 79% of households in the ACT had access to home computers, and 67% had home internet access.

Get your copy now for \$53.00.

You can download a free pdf of ACT in Focus 2006, or order a hard copy for \$53.00, from the ABS Website <www.abs.gov.au>. For more information please contact Rhonda de Vos on (02) 6252 8909 or email <rhonda.devos@abs.gov.au>



ACT and Region. . . A Statistical Atlas 2006 (cat. no. 1381.8) was released on 23 August. This publication presents colour maps of key population, family and housing characteristics of Canberra.

The maps are easy to interpret as the distribution of the data is represented by different colours or shadings. The data represents all Statistical Local Areas (suburbs) of Canberra and surrounding region. A brief commentary explaining the main features and characteristics also accompanies each map.

Some of the highlights include:

- Canberra suburbs with the highest numbers of births in 2004 were Ngunnawal, Kambah and Amaroo.
- The most densely populated Canberra suburbs in June 2005 were Palmerston, Braddon and Amaroo, while Goulburn and Queanbeyan were the most densely populated cities in the surrounding region.
- South Canberra had higher income levels than the rest of the ACT, with the highest mean taxable incomes for 2003-04 in Red Hill and Forrest (both \$73,100) and Griffith (\$70,500).
- North Canberra experienced higher levels of unemployment in the March quarter 2006, with the highest unemployment rates occurring in Braddon (8%), Turner (7%) and Campbell (6%).
- Elsewhere in the region, the highest mean taxable incomes were in Yass Valley (\$51,900), Palerang (\$47,000) and Queanbeyan (\$45,800), while the highest unemployment rates were found in Eurobodalla (9%), Tumut Shire (7%) and Bega Valley (6%).

You can download a free pdf of *ACT and Region. . . A Statistical Atlas, 2006* (cat. no. 1381.8), or order a hard copy for \$29.00, from the ABS Website <www.abs.gov.au>. For more information please contact Antony Perera on (02) 6252 8917 or email <antony.perera@abs.gov.au>



On Tuesday the 12th of September the ACT Regional Office launched its flagship publication *Australian Capital Territory in Focus 2006* (cat. no. 1307.8).

Almost 60 people attended the launch held at the Canberra Business Centre on Regatta Point. The launch was attended by representatives from the ACT Government, businesses in the ACT and the ACT media.

The ACT Chief Minister, the Honourable Jon Stanhope, launched the publication, and Dr. Ann Harding from the National Centre for Social and

Economic Modelling gave the key speech.

Dr. Harding spoke about the uses of ABS data, and how important quality ABS data is to her organisation. From the *Australian Capital Territory in Focus 2006* publication, Dr. Harding spoke about income support; child care; child protection; funded substitute care; the supported accommodation support program; and home and community care.

The staff of the ACT Regional Office look forward to seeing you all at the launch of next year's publication.



Census Data on the Internet

QUICK REFERENCE GUIDE

A wealth of information about the social, economic and housing characteristics of the population collected during the Census can be accessed via the ABS web site. This is a valuable asset to support accurate decision and policy making, planning and research activities.

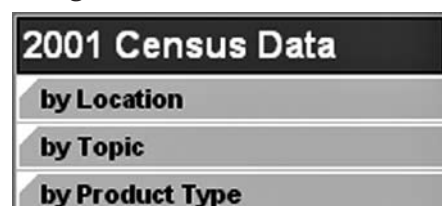
The method of accessing census data on the web changed in August 2006. This is a quick guide to assist you to find information.

Accessing Census data

Step 1. From the ABS home page at <www.abs.gov.au>, select the 'Census' link

If this is the first time you've used these pages to get census data, check out the 'First Visit to the Census' Help link from the left hand navigator bar. The information will make your searching quicker and easier!

Step 2. Choose a method to access data from the left hand navigator bar



Not sure which option to choose? Use the 'Census Help' link.

By Location

If you're interested in a particular geographic area.

1. Choose a geographic area via 4 methods:



Hint: check out the Help icons   for assistance.

2. Select a product (data presentation method) for the area from the selection given. Use the 'Which product should I select?' link for help.

Examples of products include:

- Quickstats: a quick summary or 'snapshot' of the area/topic opens.
- Census Tables: a single table of census data for your area/topic.
- Community Profiles: choose from a collection of tables that feature your area/topic, including Basic Community Profiles, Indigenous Profiles, Working Population Profiles, etc.

3. Choose the Topic area you're interested in (if you have selected Census Tables and Community Profiles).

4. View data. If you selected Census Tables or Community Profiles use the 'Details' tab to download the tables. The Snapshot links from Community Profiles provide useful summaries of areas and include comparisons of changes over time.

By Topic

If you want census data on a topic, e.g. Religion. Useful if you want to look at how different areas compare on a particular topic. Check out the 'Find Data by Topic' help link for more information.

1. Choose a Topic of interest.

Use the Topics List or search for your own.

2. Click on 'Select Location'.

Choose a geographic area via 4 methods: Search, Address Search, States and Cities, and Browse. Use the 'Location Search Tips' link for help.

3. Click on 'Select Product'.

Choose the product (data presentation method) for the area and topic from the selection given. Click on 'Which product should I select?' for more information.

4. View data. If you selected Census Tables or Community

Profiles use the 'Details' tab to download the tables. The Snapshot links from Community Profiles provide useful summaries of areas and include comparisons of changes over time.

By Product Type

Useful if you want to compare census data across multiple areas. See the 'Find Data by Product Type' help link for more information).

Choose a product type to display your census data.

IF YOU SELECTED CENSUS TABLES:

Choose to view data by Location or by Topic

View Census Tables by Location

- Select a geographic area via 4 methods: Search, Address Search, States and Cities, and Browse. Use the 'Location Search Tips' link for help.
- Select a topic of interest using the Topics List given or search for your own.
- Click on 'View Census Tables

View Census Tables by Topic

- Select a Topic of interest using the Topics List given or search for your own.
- Select a geographic area via 4 methods: Search, Address Search, States and Cities, and Browse. Use the 'Location Search Tips' link for help.
- Click on 'View Census Tables'

IF YOU SELECTED QUICKSTATS OR COMMUNITY PROFILES:

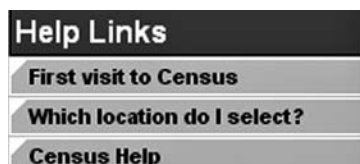
- Select Location. Choose a geographic area via 4

methods: Search, Address Search, States and Cities, and Browse. Use the 'Location Search Tips' link for help.

- Click on 'View Quickstats' or 'View 'Community Profiles'.

Help and tips

- 'Find Census Data' help link from Census main page: Find Data by Location, Find Data by Topic and Find Data by Product Type.
- Census Help: from the right hand side of all Census screens and left hand navigator bar.
- Help links from the left hand navigator bar



- Information icons are provided to assist you with information relevant to the page you are on.
- Use the Breadcrumb navigation bar at the top left hand corner of each screen to see the path you've taken from the home page, or to retrace your steps to a particular area of the web site.
- Use the Google search facility at the top right hand side of all screens to search for topics or areas of interest. You will retrieve results from the whole ABS web site, including the census pages.



Expected Major Annual & Irregular Releases

GENERAL

1200.0.55.002

Unpaid Work Variables, 2006 (December)

1301.0

Year Book Australia, 2007 (January)

1309.0

Australia at a Glance, 2007 (January)

1329.0

Australian Wine and Grape Industry, 2006 (January)

1329.0.55.002

Vineyards Estimates, Australia, 2006 (December)

DEMOGRAPHY

3218.0

Regional Population Growth, Australia, 2005-06 (February)

3228.0.55.001

Population Estimates: Concepts, Sources and Methods, 2005 (December)

3302.0

Deaths, Australia, 2005 (November)

SOCIAL

4114.0

Attendance at Selected Cultural Venues and Events, Australia, 2005-06 (January)

4159.0

General Social Survey: Summary Results, Australia, 2006 (February)

4174.0

Sports Attendance, Australia, 2005-06 (January)

4221.0

Schools, Australia, 2006 (February)

4513.0

Criminal Courts, Australia, 2005-06 (January)

4517.0

Prisoners in Australia, 2006 (December)

4525.0

National Criminal Justice Statistics Framework, 2004 (December)

4610.0

Water Account, Australia, 2004-05 (November)

4610.0.55.002

Estimates of Regional Water Use, Australia, 2004-2005 (December)

4613.0

Australia's Environment: Issues and Trends, 2006 (November)

4715.0.55.006

National Aboriginal and Torres Strait Islander Health Survey: Summary Booklet, 2004-05 (November)

4901.0

Children's Participation in Cultural and Leisure Activities, April 2006 (December)

NATIONAL ACCOUNTS INTERNATIONAL TRADE AND FINANCE

5209.0.55.001

Australian National Accounts: Input-Output Tables, 2001-02 (December)

5220.0

Australian National Accounts: State Accounts, 2005-06 (November)

5368.0.55.003

International Trade in Services by Country, by State and Detailed Services Category,

Financial Year, 2005-06 (November)

5501.0.55.001

Government Financial Estimates, Australia, 2006-07 (November)

5678.0

Venture Capital, Australia, 2005-06 (February)

LABOUR FORCE

6324.0

Work Related Injuries, Australia, 2005-06 (December)

6351.0.55.001

Labour Price Index: Concepts, Sources and Methods, 2005 (December)

6461.0

Australian Consumer Price Index: Concepts, Sources and Methods, 2006 (December)

6537.0

Government Benefits, Taxes and Household Income, Australia, 2003-04 (December)

AGRICULTURE

7111.0

Principal Agricultural Commodities, Australia, Preliminary, 2005-06 (February)

7111.0.55.002

Agricultural Survey, Apples and Pears, Australia, Preliminary, 2005-06 (December)

7121.0.55.002

Agricultural Survey, Apples and Pears, Australia, 2005-06 (February)

SECONDARY INCOME AND DISTRIBUTION

8127.0

Characteristics of Small Business, Australia, 2005 (February)

8146.0

Household Use of Information Technology, Australia, 2005-06 (December)

8155.0

Australian Industry, 2004-05 (December)

8158.0

Innovation in Australian Business, 2005 (December)

8165.0

Counts of Australian Businesses, including Entries and Exits (December)

8221.0

Manufacturing Industry, Australia, 2004-05 (December)

8653.0

Travel Agency Services Industry, Australia, 2003-04 (November)

OTHER AGENCIES' PRODUCTS

8916.0

Cancer in Australia, 2003 (December)

TRANSPORT

9309.0

Motor Vehicle Census, Australia, 31 March 2006 (November)

This listing shows a selection of ABS publications expected to be released over the coming quarter. The expected month of release is shown in brackets. Release dates may vary from those shown. Current publications and other products released by the ABS are listed on the ABS web site <www.abs.gov.au>. The web site also provides daily release information.

DETACH AND RETURN

Please circle the relevant response below and update any amendments to details:

☐ YES, I would prefer to receive ABStract electronically.

My email address

☐ YES, someone else I know would like to receive ABStract.

☐ YES, my address details have changed.

New contact details:

Name _____

Position _____

Organisation _____

Postal Address _____

Postcode _____

Phone _____

Email _____

☐ YES, Please remove my name from the ABStract distribution list

RETURN TO:

Tina Ryan, ACT ABS Office, Locked Bag 10, Belconnen, ACT 2616

Phone (02) 6252 8904

Fax (02) 6247 2389

email: tina.ryan@abs.gov.au

Entry Points to the ABS ACT Office

Office Hours: 9am to 4.30pm Mon to Fri

Level 5

33-35 Ainslie Avenue

Canberra City

Ph: (02) 6252 8900

Fax: (02) 6247 2389

Postal address:

ACT ABS Office

Locked Bag 10

BELCONNEN ACT 2616

CPI Information Line

1902 981 074

(75c per minute)

Web site:

www.abs.gov.au

National Information and Referral Service

Telephone 1300 135 070

Fax 1300 135 211

Email client.services@abs.gov.au

ABS ACT Regional contacts:

Regional Director: Karen Vitullo 02 6252 8914

Assistant Director: Rhonda de Vos 02 6252 8909

Project and Information Manager: Gordon Knox 02 6252 8922

© Commonwealth of Australia 2006

This work is copyright. Apart from any use as permitted under the Copyright Act 1968, no part may be reproduced by any process without prior written permission from the Commonwealth. Requests and inquiries concerning reproduction and rights in this publication should be addressed to The Manager, Intermediary Management, Australian Bureau of Statistics, Locked Bag 10, Belconnen ACT 2616, by telephone (02) 6252 6998, fax (02) 6252 7102, or email [<intermediary.management@abs.gov.au>](mailto:intermediary.management@abs.gov.au).

In all cases the ABS must be acknowledged as the source when reproducing or quoting any part of an ABS publication or other product.